



# MINFERNO

MINFERNO/0

Commentary For Dante® Audio Networks

## Highlights

Dante® Network  
Audio Interface

Low Noise Mic  
Amp with Referee  
Compressor

AES67 Compliant

Redundancy On  
Network Links &  
Power Supplies

Copper & Fibre  
Network Interface


Designed  
For 24/7 Operation

## Overview

MinFerno/0 is a new smaller and even easier to use version of our exceptionally popular Inferno network audio commentary box.

MinFerno/0 is designed for a single commentator/ announcer to use and, like its big brother the Inferno, provides the very best possible commentary microphone amplifier and compressor limiter circuit for amazing on air sound.

The MinFerno/0 is easy to use for Commentators who would rather be talking about the game than working out how the equipment works, and is also built to our exacting rugged & robust standard to make it a reliable piece of broadcast equipment for the busy engineer.



MinFerno/0  
Commentator's Box

## Key Points

### MinFerno/0 Commentator's Box

- Single user Dante® commentary box
- System is scalable with multiple commentators as part of a Dante® network
- Can connect to any Dante® compatible network
- Single low noise mic/line/48V input
- Our popular Referee compressor/limiter keeps even the loudest commentator sounding natural
- Headphone has a single input supplied from the Dante® network, plus the local input (sidetone)
- Each headphone input has left/both/right headphone switching
- Large illuminated on air and talkback switches
- Multiple power options including PoE, & External DC
- Network connections on Copper (Cat5) and Fibre (SFP slots)
- Primary & Secondary network connections allowing completely transparent network redundancy
- Large bright PPM level meter
- Inbuilt web server for setup and remote control via web browser of mic gain & mic on/off switch

### DANTE® Audio Network

- AES67 Compliant
- Multi channel, digital media network technology
- Offers compatibility with hundreds of systems from other manufacturers
- Scalable from a pair up to thousands of channels
- Fully redundant glitch free audio transport
- Easy, reliable & free routing software for point-to-point or point-to-multipoint audio routes
- Works across standard network switches



MinFerno/0  
Commentator's Box

## Rear Panel Features

- Redundant Powering Options**  
The MinFerno/0 can be powered from any of 3 different sources:

  - 1) PoE on the Primary CAT5 Network link
  - 2) PoE on the Secondary CAT5 Network link
  - 3) External 12VDC

Four off rear panel LEDs show the availability of the 3 power sources.
- Primary & Secondary SFP Slots**  
The SFP (Small Form-Factor Pluggable) fibre slots are standard networking ports that accept standard SFP modules. This means that you decide what type of fibre and connector style you want to use just by the SFP module that you insert. The primary & secondary network circuits allow for glitch free redundancy across both the Fibre & Copper network interfaces.
- Primary & Secondary Copper Network Connections with PoE**  
Two CAT6 connections on Neutrik Ethercons (that accept standard networking cables) are provided to allow copper connections to local network switches to carry the Dante®/ AES67 audio. Two connections are fitted to allow redundant circuits to be used if required. Both these connectors can accept a PoE power source for providing the power to the MinFerno/0.
- Input Mode & Gain**  
One pair of push buttons selects the input type of the front panel XLR to be either microphone, line or microphone with 48V phantom power. Three LEDs indicate which input mode is selected.  
Two push buttons are used to alter the gain of the input. LEDs indicate if the gain setting is above or below our pre-configured 'lineup' levels. The front panel PPM of course provides an accurate indication of the input level.  
The gain can also be altered remotely by a web browser pointing at the MinFerno/0 web page.




MinFerno/0  
Commentator's Box

## Front Panel Features

- Incoming Audio Volume Controls**  
On the top panel there are two rotary headphone volume controls. One of these is normally used for such sources as mixed programme or cue, talkback to director, talkback to producer, talkback to engineer etc.
- Sidetone Volume Control**  
The 2nd front panel rotary headphone volume control is 'sidetone'. Sidetone is the commentator's own voice in their own ears.
- Headphone Routing**  
The 2 headphone volume controls have an associated left ear, right ear, both routing switch located next to the volume knob. This single push button switch routes the associated source to just the left, just the right or both channels of the stereo headphone amplifier.

To enable the commentator to know how they are routing a circuit the first time a routing switch is pressed a pair of LEDs on the front panel indicate its current routing arrangement. The next time the routing switch is pressed then the next routing option is selected.
- Robust Mic On Button**  
There is a large bright illuminated button. This switch routes the outgoing microphone circuit to a Dante®/ AES67 network audio circuit. The operation of this switch (momentary, latching etc) can be fully configured via the web page.
- 15 segment LED PPM Meter**  
Audio input level is indicated on the 15 segment PPM meter.



PPM &amp; Mic On Web Page



## Audio Technology

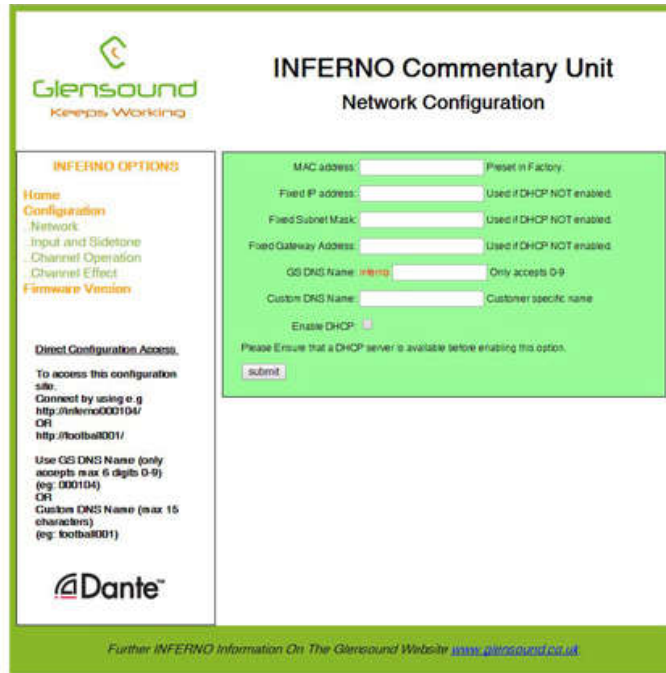
- Low Noise Microphone Amplifier With Remote Gain**

We spent a long time optimising the performance of the THAT corporation microphone amplifier used in the original Inferno and used again on the MinFerno/0. It features very low noise & distortion circuit that we remote control the gain of in 1dB steps, which allows us to provide the remote webpage gain control as well as the rear panel gain push buttons. We also optimised the circuits to allow correct source impedance switching depending on whether the input has been set as a mic or line input.
- Referee Compressor Limiter**

As with all our commentary units the MinFerno/0 features our very popular Referee compressor limiter circuit. This circuit starts to compress the commentator's voice gradually and slowly increases the compression ratio as the input level becomes overly high resulting in a very natural sounding and distortion free audio output capable of taming even the loudest of commentators.
- High Quality Analogue To Digital Converter (ADC)**

Dante®/ AES67 network audio is a digital circuit and as such the best analogue microphone amplifier would be wasted if we hadn't paired it up with the best analogue to digital converter. The ADC's job is fairly simple and if you look at our tech spec you'll see that we've made ours work incredibly well.
- Unique Headphone Amplifier**

The commentator's headphones are a vitally important tool so we take as much care with our headphone amplifiers as with our on air microphones. Our unique headphone amplifier provides the correct output level regardless of the impedance of the attached headphones, meaning that broadcasters can now pick and choose between low impedance 'cheap' headphones and high impedance traditional broadcast ones.



## Web Page Remote Control

- Web Page Remote Control**

The MinFerno has an internal web server that provides web pages for an operator to view when pointing a web browser at the MinFerno/0 web address. The MinFerno/0 uses a very useful network protocol called DNS (Domain Name System) allowing just 'MinFerno and the units serial number' to be entered in a browser's address bar to connect. This is very useful if the IP address is not known. The webpages provide full setup & on air controls for the MinFerno/0.
- Mic ON/OFF, Gain & Meter**

One of the web pages allows access to the gain of the microphone meaning that the input gain can be adjusted completely remotely. The same page also provides the ability to turn the microphone on/off (and of course see its current state). A level meter is also provided on the same page so as any gain adjustments can be accurately monitored.
- Channel Operation Configuration Page**

Full control of how the mic switch operates is provided. The switch can be set to operate in the following modes: off, momentary on, latching, intelligent, momentary off (cough). The routing of the associated headphone input can also be forced or locked and the ability to fully attenuate the incoming source is also available.





## Designed For Sport News &amp; Events

## Specification

## AUDIO

### Mic Input Gain Range

-30dB to +15dB

### Dynamic Mic Line Up

58dB

### Mic + Phantom Power Line Up

35dB

### Line Input Line Up

0dBu (Gain range +/-15dB)

### Mic Input Impedance

2k4

### Line Input Impedance

100k

### Equivalent Input Noise

127dBu (22-22kHz RMS terminated  
300 Ohms)

### Maximum Input Level Before Clipping

Dynamic Mic: +10dBu

Mic + 48V PH: +18dBu

Line: +18dBu

### Frequency Response

Mic: > +/-0.25dB 50Hz to 22kHz  
(-2 @ 25Hz)

Line: &gt;= -0.1dB 22Hz to 22kHz

### THD + Noise (Ref +8dBu)

100Hz = 0.023%

1kHz = 0.012%

10kHz = 0.014%

## POWER

### PoE

May be powered by PoE on either  
network port

Complies to: IEEE 802.3af-2003

Classification Class 0

### Consumption

&lt;8 Watts

### DC Input

2.5mm Barrel, Centre +Ve, 9 - 15 Volts

### Power On LED

Bright Blue

## INCLUDED ITEMS

### Handbook

Available by download

### RJ45 Network Cable

2 metre Cat5 RJ45plug /RJ45plug cable

### Headphone Impedance

16 to 1000 Ohms

(Auto output level to match impedance)

### Maximum Headphone Output

+16.8dB into 600 Ohms

### Headphone Frequency Response

&gt;= -0.1dB 22Hz to 22kHz

### Headphone Noise

-76.6dB @ lineup (residual noise)

### Headphone THD + Noise (ref =8dBu)

0.008% @ 1kHz

### Headphone Volume Pot Range

+10dB to Off (+10dB to -30dB configuration  
option)

### Headphone Impedance

200 - 2000 Ohms

### Dante/AES67 Network Interface

Sample Frequency: 48kHz

Resolution: 24 Bit

Can be configured for AES67

## PHYSICAL

### Size

144 x 179 x 76mm (WxDxH)

### Weight

1.01Kg 2lb3oz

### Mechanics

All aluminium construction, anodized and  
laser etched, powder coated sides

### Shipping Carton

Rugged export quality cardboard carton

610 x 420 x 170mm (WxDxH)

### Shipping Weight

2.5Kg

## ENVIRONMENTAL

### Operating Temperature

0 to +50 °C (32 to 122 °F)

### Storage Temperature

-20 to +70 °C (-4° to 158 °F)

### Relative Humidity

0 to 95% non-condensing

## OPTIONAL ITEMS

### SFP Fibre Modules

Multi Mode &amp; Single Mode standard modules

Bi-directional single fibre module

### External Power Supply

Desktop style switch mode PSU

Specification

